



# shaping places

## #04

Ancienne Belgique Oyster Grey & Camel

[vandemoortel-bricksandpavers.com](http://vandemoortel-bricksandpavers.com)



**VANDE MOORTE**  
**BRICKS · SLIPS · PAVERS**

**UNIQUE**  
**COLOURS & SIZES**



# shaping places

*Sustainability continues to be at the top of the agenda within our company. Almost all the important decisions we have made in recent decades have had a sustainable or ecological impact.*

*These include water transport, the introduction of the ecological Brick7 size and maximising the use of secondary raw materials. Our production process is also continuously optimised. For example, our drying chambers use the heat we recover from the firing process. As a result of all this, our pavers are one of the finest, most sustainable and warm paving materials available on the market.*

*As a company, we are pleased to be able to say that our pavers are used by designers with a sustainable mindset. When working on projects, they often have to address the sustainability and liveability issues of today. We believe that it is the authenticity of our pavers – which*

*can meet any design or technical challenge – that makes them the designers' choice. For example, they make the perfect permeable surface, even for heavy traffic. Our own driveway – constructed without the use of any special aids – is the ultimate proof of this.*

*A few years ago, in order to give our customers and their exciting projects the extra attention they deserve, we established the Clay Paver Awards. These are now being held for the third time, with a large number of international participants including leading names. We would therefore like to take this opportunity to thank everyone who has taken part in making these awards a success and bringing us one step closer to realising our shared goal to create "a unique, sustainable place for everyone".*


*In this edition of our magazine 'Shaping Places', we look at the Clay Paver Award in detail and introduce you to the winning projects. All the credit for this goes to the designers but we, as the manufacturer, are quite rightly proud of our contribution.*



Peter Vande Moortel



p. 3



p. 6



p. 8



p. 10



p. 11

## Vande Moortel Clay Paver Awards 2018 - 2019



**Burst of Changing Colour, Scent and Texture:**  
Pelham Crescent, London // **Stefano Marinaz Landscape Architecture**



**Spacious landscaped garden with natural swimming pool bordered by SeptimA Auburn clay pavers** // **Green Architects**



**Brusselplein in Utrecht, a lively and dynamic place in the heart of Leidsche Rijn** // **LODEWIJK BALJON landscape architects**



**Contrasting pattern of SeptimA clay pavers bring colour to Kieke-Boe district square in Amsterdam** //

**BUITENOM | ontwerp openbare ruimte**





**International competition for designers with 12 Awards to win over 4 categories: small gardens, medium & large projects, contemporary en public or commercial.**

The Vande Moortel Clay Paver Awards promote and support unique designs using Clay Pavers. Schemes that meet today's challenges like sustainability, accessibility, cost/efficiency and many more. It is our strong belief that because of their characteristics our clay pavers belong in these high demanding spaces. As a result we want to promote the ones containing our products and reward the designers and architects responsible. Big or small, private or public, indoor or outdoor.

*Thank you!* We want to thank all the candidates:

TUINARCHITECTUUR DE WINNE - POLLYANNA WILKINSON GARDEN DESIGN - STEFANO MARINAZ LANDSCAPE ARCHITECTURE - MARTHA KREMPER GRADEN DESIGN - NATASHA NUTTAL GARDENS - KAREN MCCLURE GARDEN DESIGN - JOANNE WILLCOCKS, GARDENS BY DESIGN - HOF TUINARCHITECTEN - EXTERIA - TUINARCHITECTUUR ADAM - CISTUS BVBA - TUINEN LAURENS DEVROE - MATTHEW CHILDS DESIGN - AMANDA PATTON LANDSCAPE & GARDEN DESIGN - GREEN ARCHITECTS - TUINEN FRANCIS HOORNAERT - STUDIO OUTSIDE - SQUARE GARDEN DESIGN - SLATE GREY DESIGN - STUDIO VERDE - MANHOVE TUINEN - LIESELOT SYS - EMILY ALLEN GARDENS - DE ZWARTE GRACHT - CHON TUINEN - ARTUINDESIGN - AIDAN CIFELLI LANDSCAPES - GARDEN CLUB LONDON - VEREECKE LIEVEN - ALEXANDRA NOBLE DESIGN - BURNHAM LANDSCAPING - BUITENOM - FABRIK - THE OUTDOOR ROOM LTD - WALKER BUSHE ARCHITECTS - SALLY FEE GARDEN DESIGN - ROSEBANK LANDSCAPING - LUCY WILLCOX GARDEN DESIGN - KATHARINE WILLS - AMANDA BROUGHTON GARDEN DESIGN - DECORUM.LONDON - TUINARCHITECTUUR DDS - 1-2-1 GARDEN DESIGN LTD - TOM SIMPSON DESIGN - TOM VAN DEN ABELE - IGRETEC - LODEWIJK BALJON LANDSCAPE ARCHITECTS - BRUT - JNC - STUDIO REDD - PAYSAGES D'ICI ET D'AILLEURS





‘Award of Excellence’ (uitgereikt door de jury)  
Project: Fulham Riverside (London) - Ontwerp: Fabrik



ONTDEK DE REPORTAGE



### THE CONTEST

We set up the Vande Moortel Clay Paver Awards in order to promote and support unique designs created using clay pavers. Projects which rise to challenges such as sustainability, accessibility and cost efficiency, for example.

It is therefore our belief that high-quality fired clay pavers belong in such environments. That is why we want to draw attention to projects – both large and small, public and private – realised using our pavers and reward the people who designed them.

The top 3 of each category will receive a unique customized award and visibility through our website, social media and newsletter. The golden award winners also win a cheque valued at € 1500.

### THE JURY

A professional jury judges all the projects based on general design, match with the environment, combination with other materials and application of the clay pavers.

### EDITION 2020 - 2021

Subscribe for the next edition from October.  
Keep an eye on our website and our social media channels.



Rewatch the Awardshow on one of our  
Facebook-channels or on Youtube:

[www.facebook.com/SteenbakkerijVandeMoortel](https://www.facebook.com/SteenbakkerijVandeMoortel)  
[www.facebook.com/KleiklinkersVandeMoortel](https://www.facebook.com/KleiklinkersVandeMoortel)  
[www.facebook.com/BrickworksVandeMoortel](https://www.facebook.com/BrickworksVandeMoortel)  
<https://youtu.be/Pee74RKhGbw>



**Martin Wirtz**  
Wirtz International Landscape  
Architects



**Herman van den Bossche**  
Vice-chairman of the Belgian  
Association of Garden- and  
Landscape Architects



**Ben Kuipers**  
Ir. Landscape Architect, board  
member NVTL advisor ‘Atelier  
Rijksbouwmeester’



**John Wyer**  
Bowles & Wyer





## #THROWBACKTO Clay Paver Awardshow Facebook Live Event


3 JULY 2020 - 3:30 PM



### THE AWARDSHOW

Due to the current global health situation, we decided to drastically change the concept of our award show. The memorable gala evening underwent a transformation, resulting in a Facebook event that was streamed live.

At short notice and after intense preparations with a professional camera crew and host, we managed to present the awards in a professional manner while still retaining our well-known family atmosphere. We greatly appreciated the many favourable reactions to the event. It has given us a major boost for the next one!




## 'THE WALL OF FAME' - CONGRATULATIONS TO ALL THE WINNERS!



**Silver (Small Projects)** - Project: Family garden  
Design: Lucy Willcox Garden Design



**Bronze (Small Projects)** - Project: Horse Shoe Bend Garden  
Design: Martha Krempel



**Bronze (Contemporary)** - Project: Hampton Court Show  
Design: Tom Simpson Design

**Bronze (Small Projects)** - Project: Kew Road  
Design: Rosebank Landscaping



**Bronze (Medium & Large Projects)**  
Project: Zwemtuin DG - Design: Studio Verde



**Silver (Contemporary)** - Project: West London Shared Garden  
Design: Alexandra Noble Design



**Silver (Medium & Large Projects)** - Project: Gezellige buitenruimte met bijgebouw - Design: Tuinen Hoornaert



**Gold (Contemporary)** - Project: Urban Flow  
Design: Garden Club London



MORE PHOTOS?



**Bronze (Commercial & Public projects)**  
Project: Brakel - Design: BRUT






## Burst of Changing Colour, Scent and Texture: Pelham Crescent, London

Stefano Marinaz: "Our work on the large, west-facing garden of this lovely Georgian building in South Kensington was linked to a full restoration of the house by London-based architects MWAI, and Taramelli, a building contractor operating worldwide.

When we first saw the site in Pelham Crescent it was a rather gloomy place, filled with evergreen plants and shrubs that had all been clipped into severe shapes. No flowering plants or perennials had been planted to soften this formal effect, so that despite its sunny position, the garden was not a place to relax.

The aim of the design was to offer a garden that changes throughout the year giving a good balance between usable spaces with different functions and large planting beds that are visible from every room in the house. The brief was quite open and one of the main conditions for the garden was to offer colour and interest throughout the year, that's why the relative good size shrubs are placed along the edges while the centre of the garden is dominated by a lush planting of perennials and bulbs.

We kept the two existing terraces, although we replaced their stone slabs with delicate Belgian pavers laid in a herringbone pattern, and made sure that the nearest of the two drained away from the house. The lawn had always been too small to be of any practical use, and now we took it up, linking the two terraces instead with a brick path along one side of the garden. The nearer terrace, which is conveniently close to the house, is the sunniest spot in the garden, and this makes it the ideal place for alfresco dining. We have furnished it with a table and chairs, and an array of low, ornamental pots that can be planted up for each season. The further terrace is a more intimate, sheltered space that we will furnish with comfortable sofas, low tables and our trademark fire pits made from elegant terracotta pots.



**WINNER GOLDEN AWARD  
CLAY PAVER AWARDS 2018 -2019  
category 'Small Projects'**



MORE PHOTOS?





The only trees on the site were two limes growing beyond the terrace at the far end of the garden. We have left these alone, because they create a good screen without casting too much shade. However, the garden lacked flowering trees, and we have put this right by planting a mature, multi-stemmed *Cornus kousa* at its far end, where it acts as a screen for the shed, while forming an attractive focal point. Already five meters high, it will produce beautiful blossom each spring, followed by pretty autumn berries. We have also planted *Chionanthus virginicus*, the fringe tree, placing it so that its delicately-scented, creamy-white flowers will overhang the path in late spring and early summer. The fringe tree was already almost 2m tall when we planted it, and like the *Cornus*, it had to be hoisted into the garden over the roof of the house.

I love The Ancienne Belgique clay pavers (mix: 30% Oyster grey and 70% Camel) because it looks aged and as many other of my gardens it seems that those pavers have been there a long time. To make sure the paving was not over imposing on the planting the idea of using a 30% of darker bricks helped to blend the planting with the paved areas. I think it was a successful project, very largely commented so far on the social medias and I am glad it was our first attempt to collaborate with Vande Moortel."

**Designer:** Stefano Marinaz Landscape Architecture

**Contractor:** Tamarelli

**Clay paver:** Mix van Ancienne Belgique Camel en Oyster Grey

**Photos:** © Stefano Marinaz





**WINNAAR GOLDEN AWARD  
CLAY PAVER AWARDS 2018-2019  
category 'Medium & Large Projects'**



# Spacious landscaped garden with natural swimming pool bordered by SeptimA Auburn clay pavers

This gem is situated in a rural residential setting. The renovated house has a landscaped garden covering an area of 1 ha which includes an orchard, a wild flower meadow and views over the idyllic landscape beyond.

In order to be able to enjoy these surroundings, various terraces (for dining, sitting and relaxing) were created around the natural swimming pool. From the house there is a view of the natural swimming pool in which the landscape is literally reflected. The design blends in harmoniously with the surroundings.

## NATURAL SWIMMING POOL AS CENTRAL FEATURE

The large 12 metre-long natural swimming pool was also the starting point for the garden design. The height difference of more than 60 cm compared with the landscaped garden behind influenced the design. This difference in height was absorbed by a monumental retaining wall in clay pavers.

“I advise my clients to work with reliable materials which will continue to retain their charm. For that reason, I often work with natural materials like clay pavers. I am a particular fan of Vande Moortel’s clay pavers with their subtle nuances”, says Stefaan Willems. The water from the natural swimming pool flows through rhythmic openings in the retaining wall into the filter section below, creating little waterfalls.







Zicht op de uitgestrekte landschapstuin zoals op het grondplan weergegeven



## CLAY PAVERS WITH NATURAL PATINA

The beautiful natural colour and patina of the SeptimA Auburn clay pavers complement the whole perfectly. They also soften the lines between the various terraces and serve as a binding element. The harmonious design is strengthened by the combination with old blue limestone and hardwood.

The careful selection of plants provides the finishing touch, not only helping to create atmosphere and cosiness but also to retain the original natural feel of the garden.

Fragrant shrubs which bloom in the spring were planted around the house. The natural swimming pool is bordered by evergreen grasses and flowers.



MORE PHOTOS?

**Client:** Fam. Westen  
**Architect:** Green Architects (Stefaan Willems)  
**Contractor:** Pedro Verstraeten  
**Clay pavers:** SeptimA Auburn  
**Processing:** Random bond, retaining wall in thin bed mortar



# Brusselplein in Utrecht, a lively and dynamic place in the heart of Leidsche Rijn

**Client:** Council of Utrecht

**Real Estate Developer:** ASR Vastgoed Ontwikkeling B.V.

**Spatial planning:** Jo Coenen architect & urbanist

**Design public space:** LODEWIJK BALJON landschapsarchitecten

**Clay paver:** SeptimA Vanilla

**Photos:** © Luuk Kramer

The richly mixed centre of the 100,000 inhabitants of the major urban expansion Leidsche Rijn (near Utrecht) is a strong example of integrated development with intensive use of space. The public space is central to the urban development plan and forms a series of square spaces with a distinctly different character and use. The focus on a city for pedestrians and cyclists has been strongly implemented. The car is largely underground, the train and bus station are located at the Brusselplein. The building structure is focused on the future because it allows for different interpretations.

The Brusselplein serves as the living room: it accommodates larger and smaller events, has pleasant terraces, and the large water element is a true magnet for young and old. All this makes it inviting for activities and stays. The hard-baked 'DecimA Vanilla clay paver' floor radiates a pleasant cheerfulness and blends in well with the architecture. It's a modestly cheerful colour, the texture is fine and the diagonal grid of silver-grey granite stones creates dynamics and scale. The trees are placed in this pattern.



MORE PHOTOS?

The living room of Leidsche Rijn also has a green character because of the large trees that provide, with their fine textured leaves, shelter and atmosphere. They invite you to relax and ensure a nice atmosphere in the quieter moments.

The inviting character of the square includes an attraction. A water element is located at the head of the square, so that it is clearly visible to the visitors who move between the parking garage and the core shopping area. It also marks the point where the cycle route enters the centre. The water and play element develops lengthwise along the middle of the square, so that it offers a fascinating presentation to the visitors of the terraces. It is a place that is emphatically also attractive to children. Dynamism and tranquility is expressed in the various aspects of water: it flows, sprays, falls, stands still, all of which are combined in a continuous sculpture. At its western end, a sculptural object forms a recognizable meeting point.

**“The carpet of DecimA Vanilla clay pavers creates a mediterranean atmosphere.”**



**WINNER GOLDEN AWARD  
CLAY PAVER AWARDS 2018-2019  
category 'Commercial & Public Places'**







## Contrasting pattern of SeptimA clay pavers bring colour to Kieke-Boe district square in Amsterdam



MORE PHOTOS?

IJburg has gained a new district square in the form of 'Kieke-Boe'. The elongated district square has a 'hiding place' in the form of the letters 'BOE', a picnic area under the trees and a waterside sun terrace. The play area is designed for younger children (substructure). They can ride their scooters and go-carts between the letters and down the sloping surface. The sun terrace is located down beside the water – facing south, of course – with seating incorporated in the steps and a large decorative planter.

For most of the day and the year, the district square is in shadow and leads down to the water. Algae have free rein here. Buitenom chose a combination of warm dark clay pavers which fit in with the colour pallet of the surrounding buildings. In order to liven up this shady square, they looked for a way to introduce more 'sparkle' to the square (as well as in the water nearby).

Buitenom found 3 beautiful clay pavers for creating this effect from Vande Moortel, namely an unsanded Titan, a glossy Graphite and a sanded Anthracite. Between these warm dark bricks, a diamond-shaped pattern has been created using the Vanilla clay paver. This diamond shape was inspired by the angles of the surrounding architecture.

It also ties in with the sloping surface of the nearby play area, forming a continuous trail for little ones to explore on their bicycles and scooters. The area where the smooth Vanilla changes to lines marks the boundary between the public space which is maintained by the Municipality and the margin strip which the Owners' Association is responsible for looking after. While this subtle transition clearly distinguishes the parts to be maintained by the different parties, the area still remains a visual whole. The section between the margin strip and the play area is accessible for a fire truck.


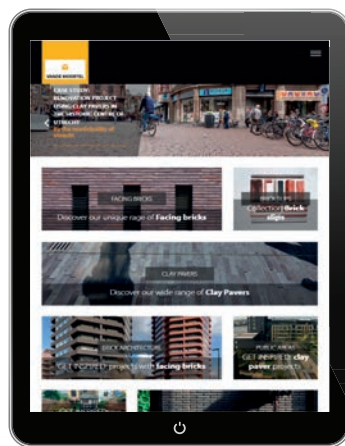
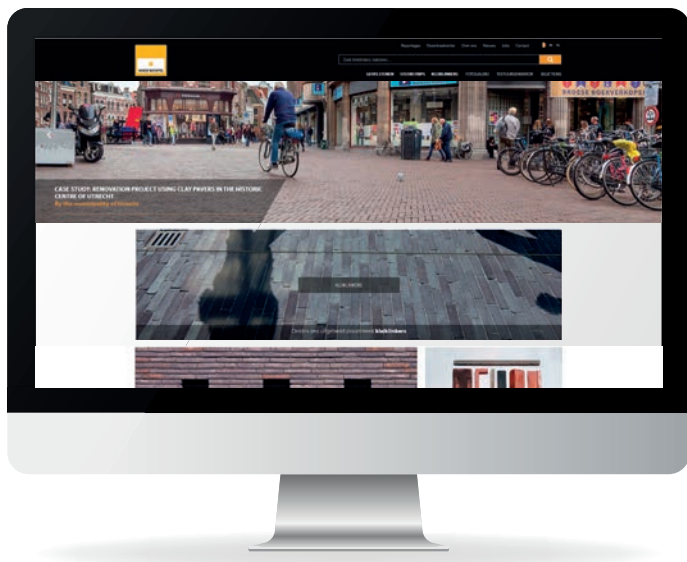
Thanks to the unique and creative design, an exception has been permitted to the Puccini method (a standard for squares and streets in Amsterdam).



**Client:** Synchron BV  
**Design:** BUITENOM | ontwerp openbare ruimte  
**Clay paver:** SeptimA Vanilla, Titaan, Anthracite and Graphite  
**Photos:** © Luuk Kramer + Minka Haverkorn







## WWW.VANDEMOORTELEBRICKSANDPAVERS.COM

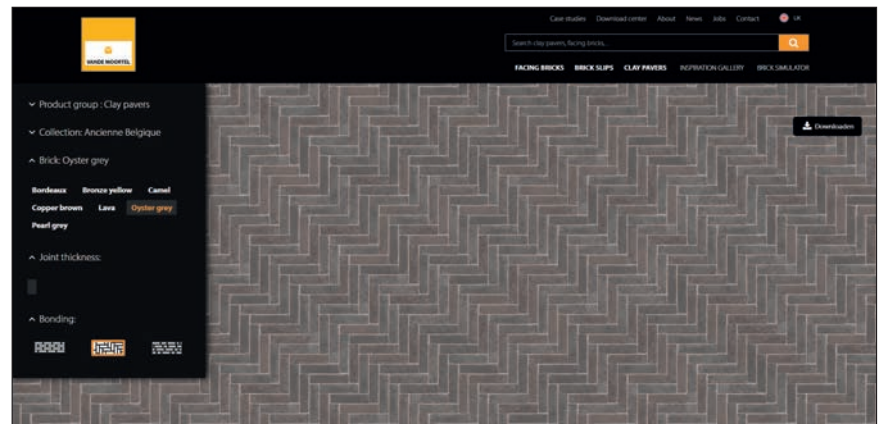
Our website has undergone a complete make-over. We have taken care to choose the best solutions in order to optimise its functionality, aesthetics and ease of use. The mobile version has also been developed to enable users to navigate the site easily via their smartphone or tablet.

### CASE STUDIES

The aim of these reports is to provide inspiration. We frequently post thought-provoking reports focusing on both design, aesthetics, quality and creativity online under the heading ‘Shaping Places’.

### BRICKSIMULATOR

Download textures of your chosen clay paver in high quality for inclusion in your 3D project design. Options such as the bond and jointing method also make it much easier for you to make a decision as our aim is to visualise the proposed look of your paving as accurately as possible.

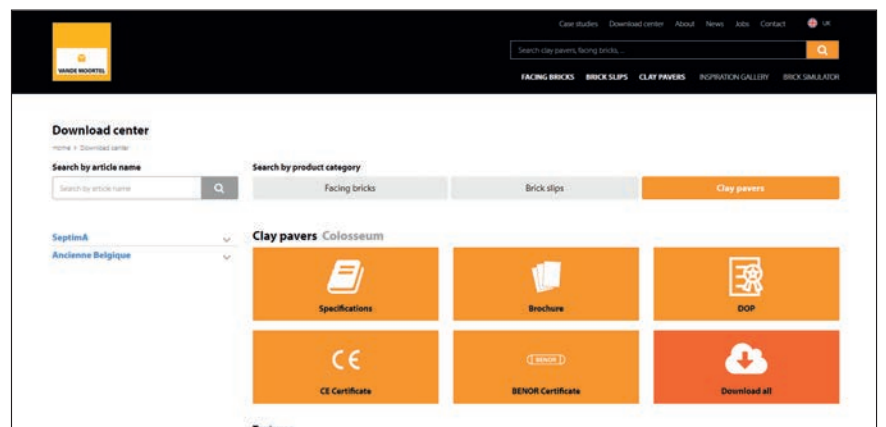



### INSPIRATION GALLERY

In this area you can find an inspiring collection of project photos which will hopefully help you in your process of choosing the right clay paver.

### DOWNLOAD CENTER

Here you can find, as a professional, all technical information in one place. Both technical data, quality labels and DOP are available in one click.



**BRICKWORKS VANDE MOORTELE | Scheldekant 5 | BE-9700 OUDENAARDE**

T +32 (0)55 33 55 88 | F +32 (0)55 33 55 70 | [info@vandemoortel-bricksandpavers.com](mailto:info@vandemoortel-bricksandpavers.com) | [www.vandemoortel-bricksandpavers.com](http://www.vandemoortel-bricksandpavers.com)



FOLLOW US!